

ANGEL LINE

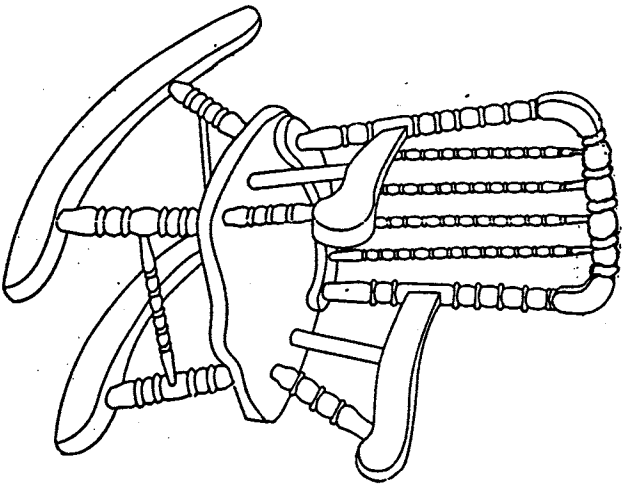


DISTRIBUTED BY:
 LONGWOOD FOREST PRODUCTS, INC.
 201 LAKELAND ROAD BLACKWOOD, N.J. 08012
 CUSTOMER SERVICE : (609)227-5505

WARNING:

REMOVE STAPLES WHICH HAVE BEEN USED TO
 ATTACH THE HARDWARE BAG, AS EXPOSES ENDS
 OF THE STAPLES MAY BE HAZARDOUS.

Item No. 614 * Jenny Lind



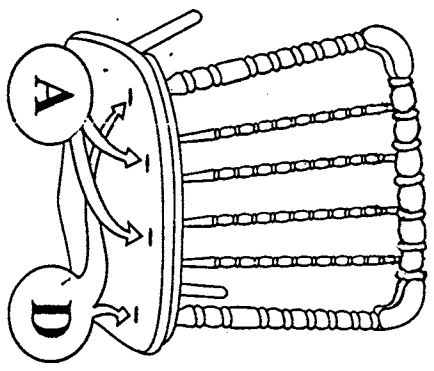
JENNY LIND ROCKER

HARDWARE PARTS

A.		C.	
B.		D.	

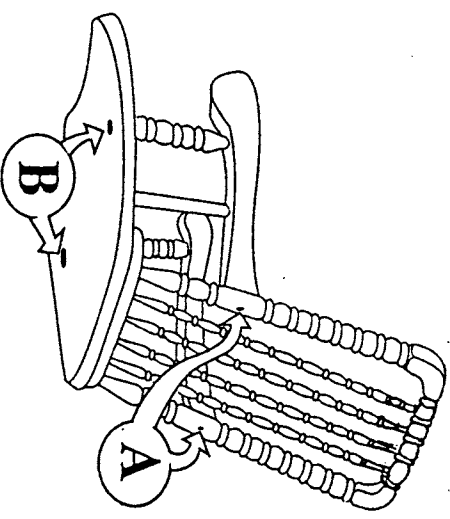
STEP 1.

CONNECT BACK PANEL TO THE SEAT



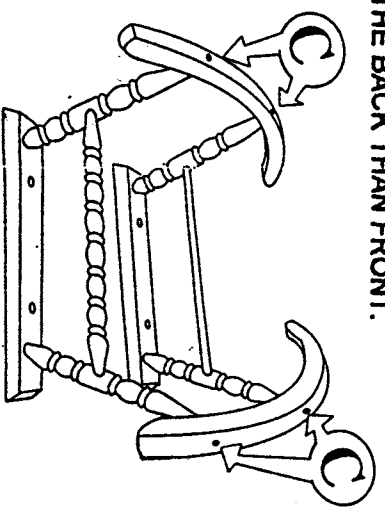
STEP 2.

CONNECT ARMS TO THE SEAT
 AND BACK PANNEL



SETP 3.

DRESSED CROSS BAR IN FRONT
 PLAIN CROSS BAR IN REAR MAKE
 SURE THE SEAT BASE IS FLAT TO
 RECEIVE THE SEAT MAKE SURE
 THE RUNNER PROJECT LONGER
 IN THE BACK THAN FRONT.



SETP 4.

FIX THE SEAT TO THE SEAT BASE
 MAKE SURE THE SEAT PERFECTLY
 CONTACT TO THE SEAT BASE
 OTHERWISE FLIP THE LEG PANNEL

