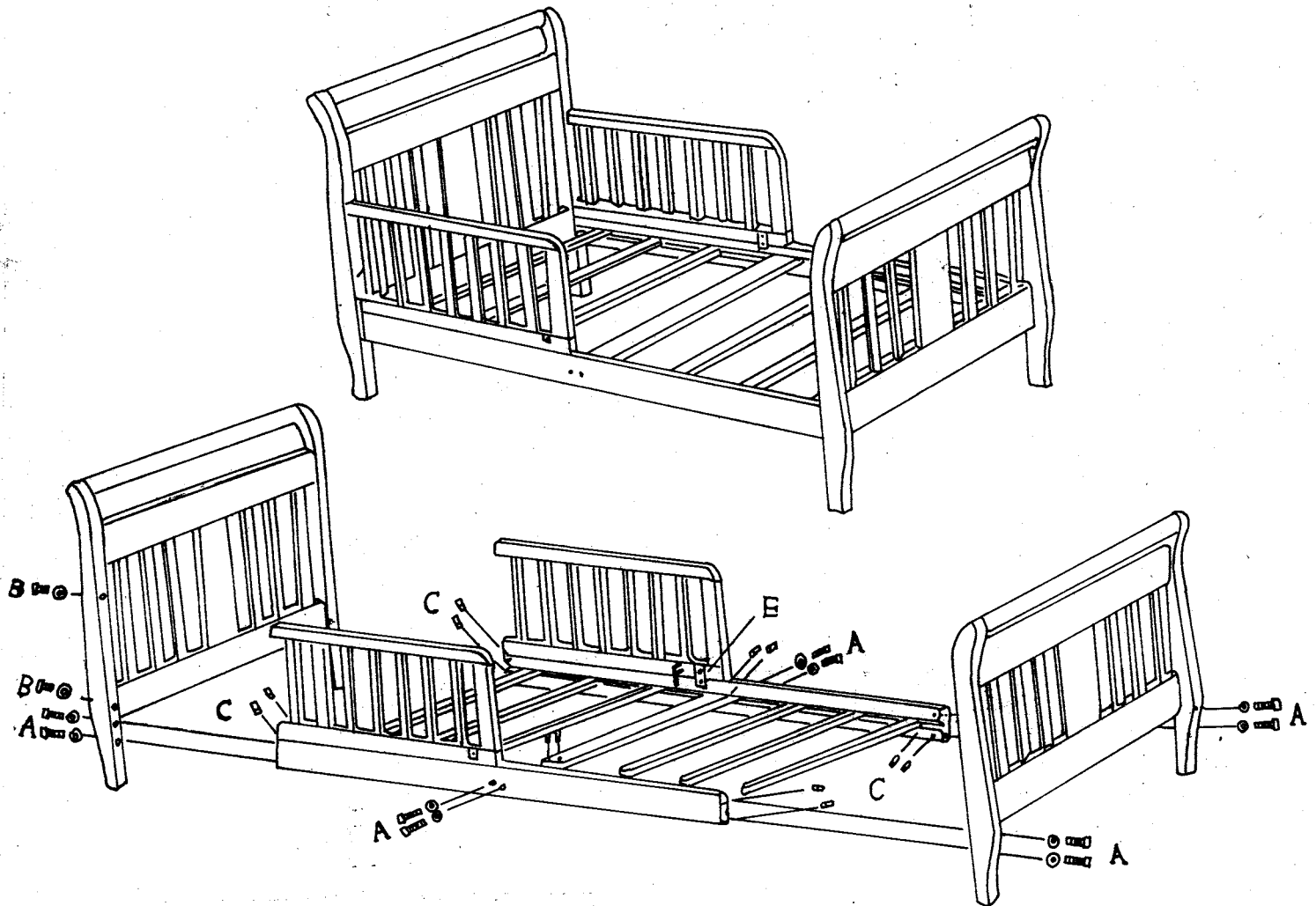



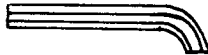




ANGEL LINE TODDLER BED

DISTRIBUTED BY
 LONGWOOD FOREST PRODUCTS INC.
 UNIT I, 70 SEWELL ST.
 GLASSBORO NJ. 08028
 Customer Service : (856)863-8009

ITEM# 619*



SCREWS AND WASHER	 2-1/2"	A	12PCS
SCREWS AND WASHER	 2"	B	4PCS
JOINT CONNECTOR NUT		C	12PCS
WRENCH		D	1PCS
LINKING PLATE		E	2PCS
WOOD SCREWS		F	6PCS

STEP 1: Attach Center Slat Board loosely to both slide rails. Slide Cross Slats Into groove of side Rails. Align dowels at ends of each Cross slat with recessed hole in Side Rail grooves. When all Cross Slats are In place, tighten screws of Center Slat Board.

STEP 2: Attach Head board and footboard.

REV--07/00